

# Colby

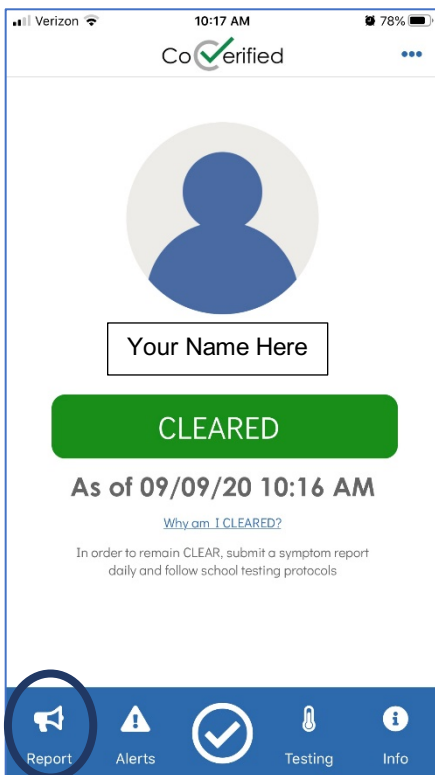
# Co✓erified

## Covid-19 Campus Management Platform


### Upload your Covid-19 Vaccination Record into CoVerified

***Please note: The Pfizer and Moderna vaccines require two doses spaced three or four weeks apart; Johnson & Johnson is a single-dose vaccine. If you received the Moderna or Pfizer vaccinations, only complete this process after you received the second dose.***

1. At the bottom of the home page you will see "Report." Click "Report."



2. When you click "Report," the following screen will appear. Click "Upload Vaccine Record."



### 3. Complete the fields

Vaccination type:

- Covid-19 Vaccine

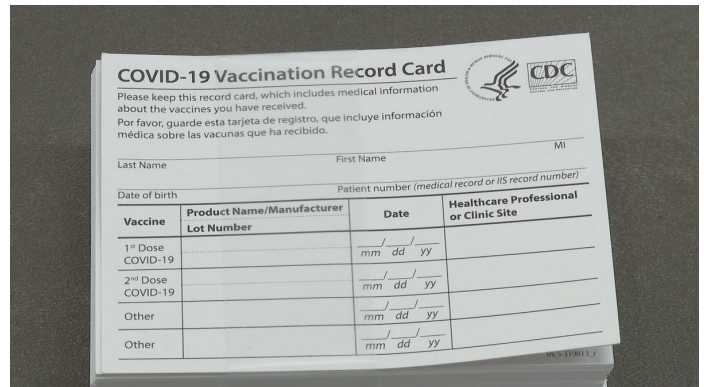
Date performed:

- Moderna – Date of second dose
- Pfizer – Date of second dose
- Johnson & Johnson’s Janseen – Date of single dose

Name of healthcare facility:

- Name of the location where you received the shot (i.e., Walgreens, Hannaford, facility name)

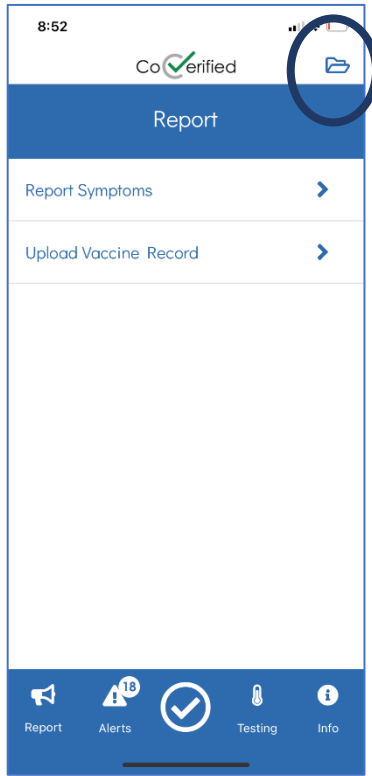
### 4. Click “Choose.” Select “Take a picture” of your Covid-19 Vaccination Record Card. Click “Submit.”



- Moderna and Pfizer – 1st and 2nd dose lines should be completed
- Johnson & Johnson’s Janseen – 1st dose line should be completed

**Upon submission, a Colby administrator will review the information for validity.**

6. To view your vaccination card, at the bottom of the home page, click "Report." Click the folder icon in the upper right-hand corner.



7. Click the document icon to view the vaccination card image.

